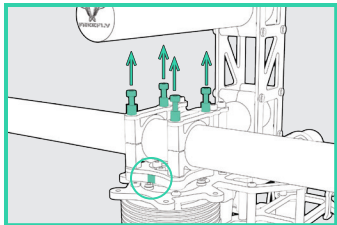


MAVIO M10

HANDLE UPGRADE INSTRUCTIONS

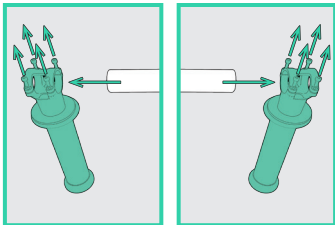


FREEFLY



**01.** Using the 2.5mm driver, loosen the 4 M3×45mm socket head cap screws to remove the current handle on the M10.

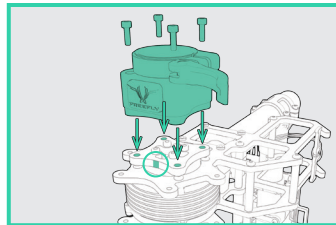
Be sure to mark the front direction of the carbon plate attached to the Pan Motor.



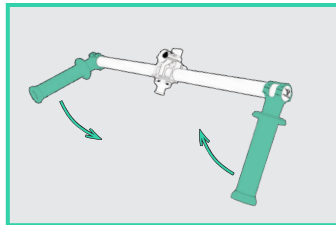
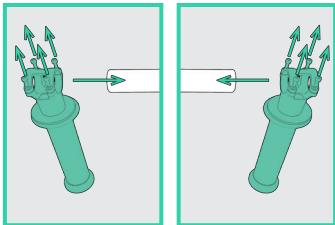
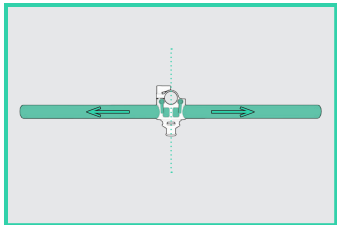
**02.** Loosen both Hand Grips on the Upper Cross Bar and slide both grips off the Upper Cross Bar.

If the Top Handle is installed, remove it now.

Remove Accessory Mount from the Upper Cross Bar if present.



**03.** Attach the Toad In The Hole Quick Release (Female Adapter) to the carbon plate on the Pan Motor using the 4 supplied M3×10mm socket head cap screws. Position the latch of the TITH pointing to the front of the MōVI.



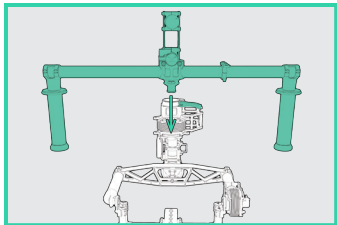
**04.** Loosen the Clamp Handle Toad then center one of the new Upper Cross Bars (450mm or 550mm) in it. Slightly tighten the Clamp Handle Toad's adjustable levers to keep the Upper Cross Bar in place.

**05.** Slide the loosened Hand Grips onto the new Upper Cross Bar. Tighten grips slightly to prevent them from sliding off of the boom during alignment.

Reinstall your Accessory Mount before reinstalling the Hand Grips.

**06.** To align the Hand Grips properly, place the new Upper Cross Bar with Hand Grips on a flat surface, rotating the grips as needed. Once alignment is set, fully tighten Hand Grips.

If desired, insert the Top Handle into the new Clamp Handle Toad.



**07.** Once alignment is set, fully tighten levers on the Handle Clamp. Insert the Handle Clamp via the Toad (Male Adapter on the Handle Clamp) into the TITH (Female Adapter).

Repeat process to install different sized Upper Cross Bar.

**NOTES:** If performing 'Auto Tune' with the new 450mm Upper Cross Bar installed, loosen the levers of the Clamp Handle Toad and rotate the Hand Grips with the Upper Cross Bar approximately 45°. This will allow proper clearance for the motion of the Pan bar while using the 'Auto Tune' function.

The Clamp Handle Toad is designed to only be used with the new, thicker Upper Cross Bars.



**HAPPY MōVI. HAPPY YOU.**

We have a whole line of accessories and upgrades that enable you to enhance and fine tune your setup to your preferences. Learn more on our website.

MōVI is a trademark registered in the U.S. Pat. & Tm. Office. FREEFLY, the Wing Logo and Majestic Mode are trademarks of Freefly Systems Inc. 770-00034-12-14